

2020 Superyacht Sales

Market Overview



BURGESS



Discover the difference.
burgessyachts.com






Number of superyachts motor & sail in the World

| | | | | |
|---|-------------|---|---|--------------|
|  30 - 40m | Total |  2,878 |  577 | 3,455 |
| | For charter |  445 |  110 | 555 |






Number of superyachts motor & sail in the World

| | | | | |
|--|-------------|---|---|--------------|
|  40 - 60m | Total |  1,293 |  268 | 1,561 |
| | For charter |  492 |  79 | 571 |

Number of superyachts motor & sail in the World

| | | | | |
|--|-------------|--|--|------------|
|  60 - 80m | Total |  275 |  20 | 295 |
| | For charter |  118 |  9 | 127 |


Number of superyachts motor & sail in the World

| | | | | |
|---|-------------|--|---|-----------|
|  80 - 100m | Total |  87 |  5 | 92 |
| | For charter |  30 |  2 | 32 |

Number of superyachts motor & sail in the World

| | | | | |
|---|-------------|--|---|-----------|
|  100m+ | Total |  53 |  3 | 56 |
| | For charter |  4 | | 4 |


Total motor & sail fleet

| | | |
|---|---|--------------|
|  4,586 |  873 | 5,459 |
|---|---|--------------|

Yachts for sale 30m+

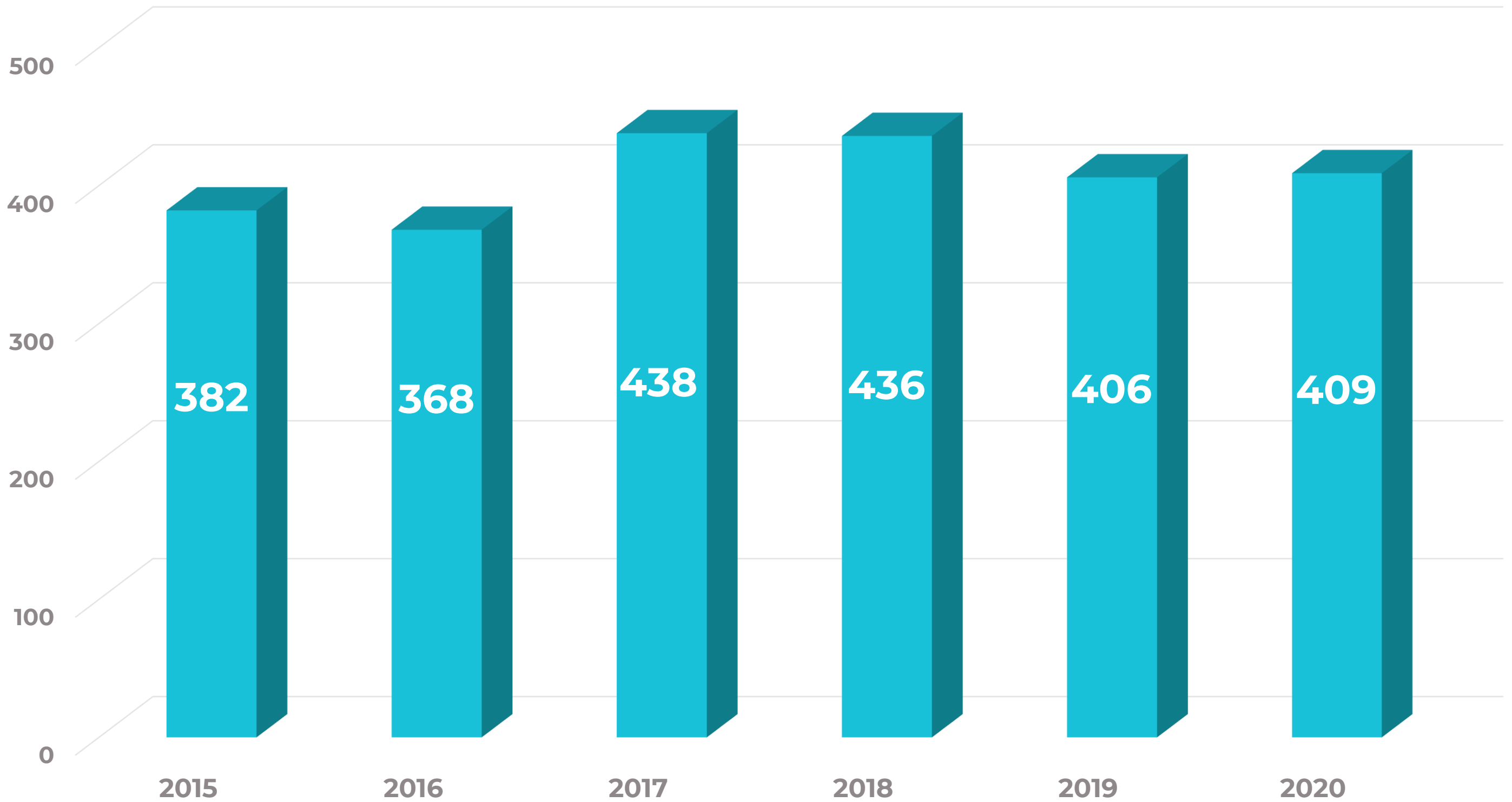
| | | |
|---|---|------------|
|  680 |  123 | 803 |
|---|---|------------|

Total charter fleet

| | | |
|---|---|--------------|
|  1,089 |  200 | 1,289 |
|---|---|--------------|

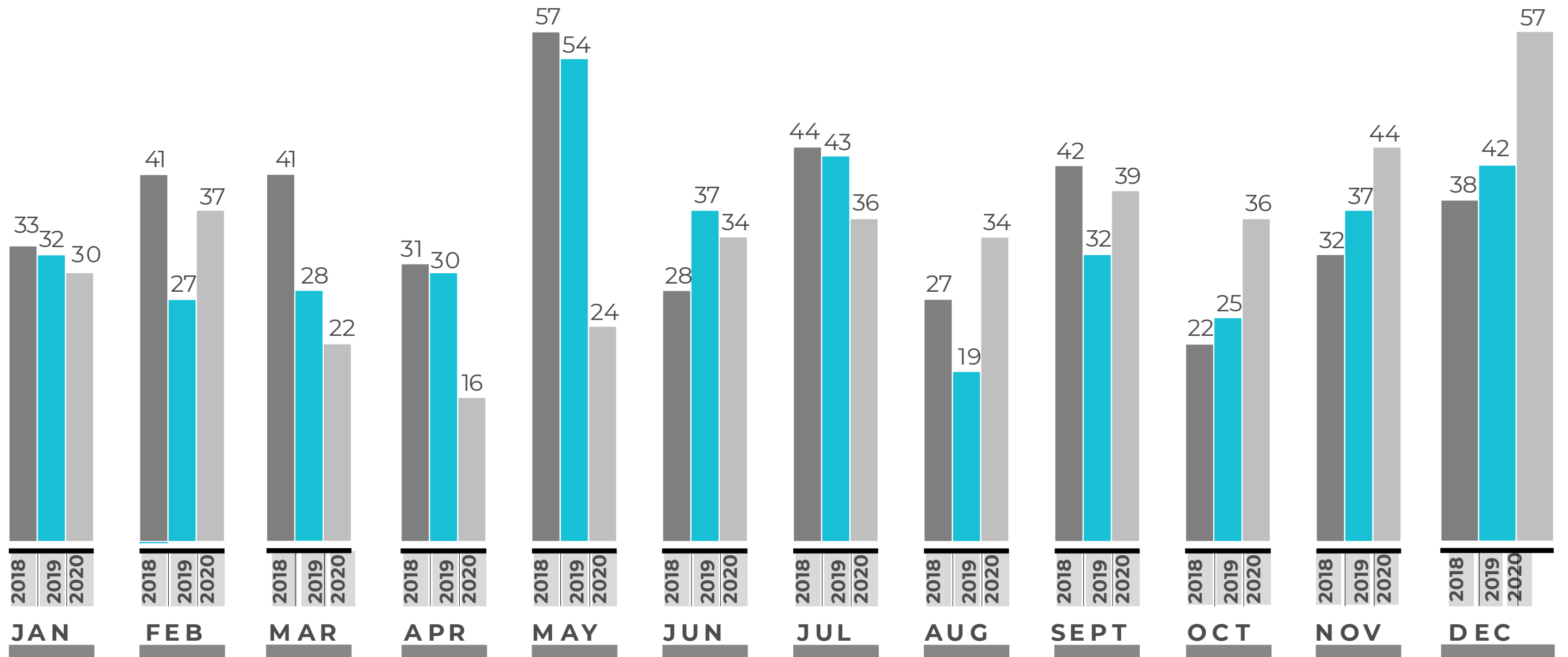

Worldwide superyacht fleet





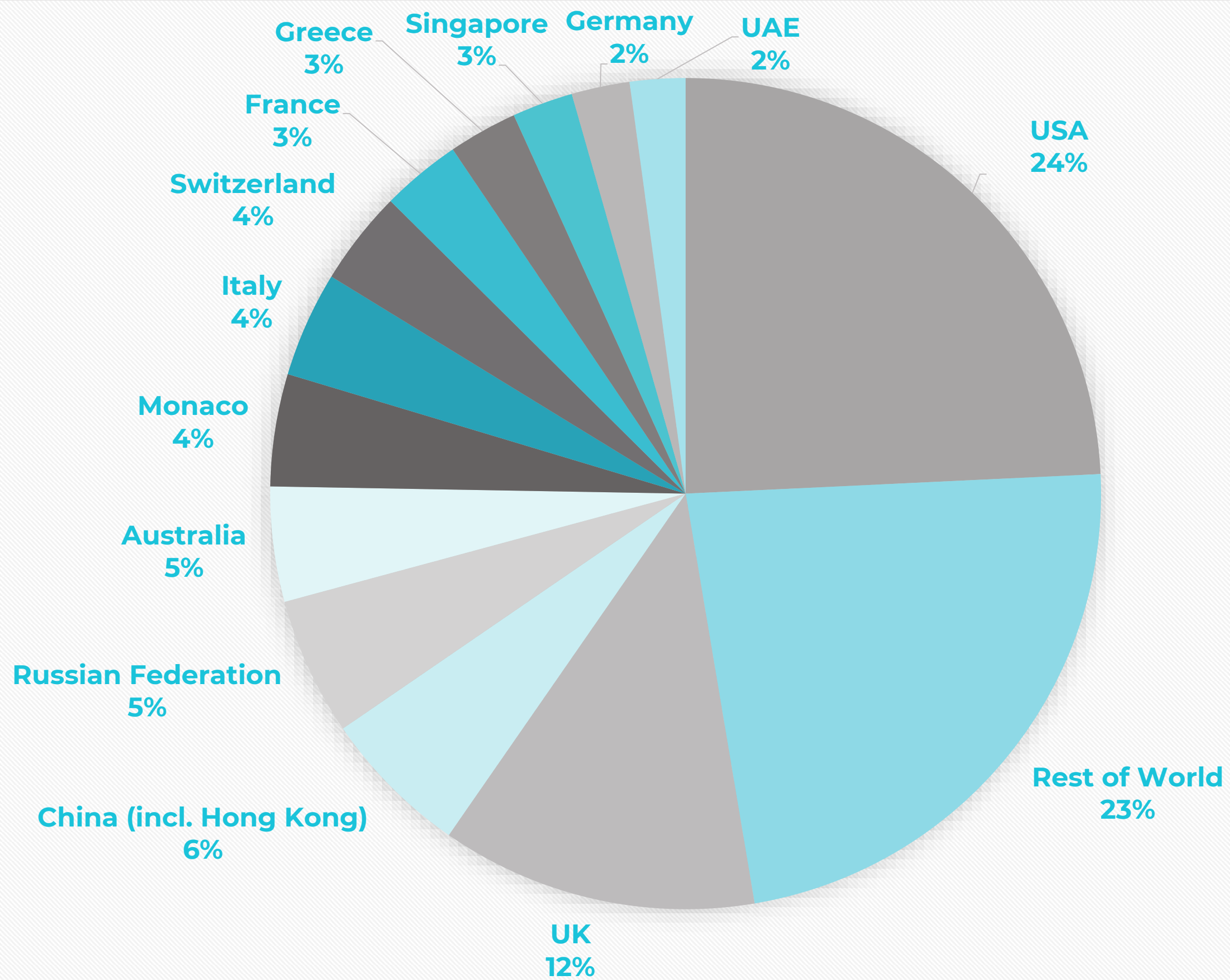
Total yacht sales by year





Total yacht sales by month





■ USA ■ Rest of World ■ UK ■ China (incl. Hong Kong) ■ Russian Federation ■ Australia ■ Monaco ■ Italy ■ Switzerland ■ France ■ Greece ■ Singapore ■ Germany ■ UAE

Yacht ownership by country













THE NUMBERS

Number of Billionaires in the World as of 2020

2,090

Top 10 x Billionaire Countries in the world

| | | | | | |
|---|----------------|------------|---|--------------------|-----------|
|  | USA | 624 |  | UK | 74 |
|  | China | 409 |  | Hong Kong | 71 |
|  | India | 94 |  | Switzerland | 64 |
|  | Russia | 86 |  | Brazil | 37 |
|  | Germany | 85 |  | Canada | 36 |

Number of 'existing' (afloat) yachts sold for over **EURO/USD 100,000,000**

30

Number of 'existing' (afloat) yachts sold for over **EURO/USD 150,000,000**

19

Number of 'existing' (afloat) yachts sold for over **EURO/USD 200,000,000**

7

Billionaires by country




| Country | Total billionaire wealth | Wealth gained in 2020 |
|---------------|--------------------------|-----------------------|
| China | \$2 trillion | \$750 billion (+60%) |
| United States | \$4 trillion | \$560 billion (+16%) |
| France | \$500 billion | \$95 billion (+23%) |
| India | \$480 billion | \$75 billion (+19%) |
| Hong Kong | \$380 billion | \$60 billion (+19%) |
| Germany | \$580 billion | \$55 billion (+10%) |
| Japan | \$200 billion | \$55 billion (+38%) |
| Singapore | \$140 billion | \$45 billion (+47%) |
| Australia | \$160 billion | \$35 billion (+28%) |
| Sweden | \$170 billion | \$30 billion (+21%) |

The world's billionaires had a collective increase of 20% **(\$1.9 Trillion)** to their wealth in 2020.

World's billionaires increase of wealth in 2020




Thank you


 Superyacht
Sale & Purchase


 Superyacht
Charter

 Superyacht
Management

 Charter
Management

 Superyacht
New Construction

 Superyacht
Insurance

 Superyacht
Crew Services

 Superyacht
Marketing

BURGESS

14 offices worldwide | Europe | Americas | Asia | Middle East



Discover the difference.
burgessyachts.com